

Market Commentary

Overnight global action was mixed: On 30th July 2025, U.S. markets were mixed with S&P 500 down by -7.9 pts (-0.12%), Dow Jones was down by -171 pts (-0.38%) and Nasdaq was up by +37 pts (+0.16%). India VIX was down by ~2.78%. GIFT Nifty is trading negative at ~24,655 (-199 pts, -0.80%) indicating Indian markets will open negative.

Yesterday, advance decline ratio on NSE was 1507 : 1463 and BSE was 1,992 : 2,023, which showed sluggishness in the overall markets.

Index Options Data Analysis:

Sensex max call OI and max put OI both are at 81,500 with PCR of 0.84

Nifty max call OI is at 25,000 and max put OI is at 24,800 with PCR of 0.78

Bank Nifty max call OI is at 57,000 and max put OI is at 56,000 with PCR of 0.56

Securities in Ban for F&O Trade for 31-JUL-2025:

NIL

Sectors in Focus:

FMCG : Nifty realty index was up by 0.24% with **Britannia (+2.28%), Varun Beverages Ltd (+1.45%)** and **Tata Consumers (+1.36%)** among the top gainers.

IT : Nifty IT index was up by 0.31%, **Coforge (+1.6%), LTI Mindtree (+1.41%)** and **Mphasis (+0.85%)** were leading the index.

Auto : Nifty Auto was down by -0.6% with **Motherson (-3.65%), Tata Motors (-3.52%)** and **Bharat Forge (-2.25%)** contributing negatively to the index.

Metal : Nifty metal index was down by -0.11%, top losers were **SAIL (-1.42%), National Aluminum (-1.33%)** and **Hindustan Zinc (-1.2%)**.

Media : **Zee Ltd (-1.86%), Sun TV (-0.91%)** and **Tips Music (-0.74%)** dragged the Nifty media index by -0.79%

Realty : Nifty realty index was down by -0.96% with **Brigade Enterprises (-2.29%), DLF (-1.67%)** and **Godrej Properties (-1.12%)** among the laggards.

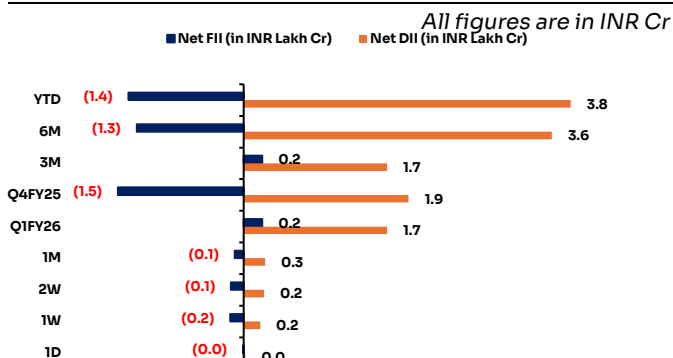
Now listen to the daily market update



Play Now

Fund Flow Activity (30th July 2025)

| | Buy | Sell | Net |
|---------|--------|--------|-------|
| DII | 12,890 | 11,061 | 1,829 |
| FII/FPI | 11,888 | 12,738 | (850) |



Indian Indices

| | CMP | 1D (%) | YTD (%) | P/E x |
|--------------------|--------|--------|---------|-------|
| Gift Nifty | 24,655 | (0.8) | 3.7 | 22.4 |
| BSE Sensex 30 | 81,482 | 0.2 | 4.3 | 21.3 |
| Nifty 50 | 24,855 | 0.1 | 5.1 | 22.5 |
| India VIX | 11 | (2.8) | (22.4) | NA |
| Nifty Bank | 56,151 | (0.1) | 10.4 | 16.5 |
| Nifty Next 50 | 67,435 | 0.1 | (0.8) | 67.4 |
| Nifty 500 | 23,034 | 0.1 | 2.9 | 21.6 |
| NIFTY Mid 100 | 57,942 | (0.1) | 1.3 | 29.8 |
| Nifty Small 250 | 17,301 | (0.1) | (2.5) | 29.1 |
| USD/INR | 87.7 | 0.0 | 2.5 | |
| Dollar Index | 99.7 | 1.1 | (7.9) | |
| WTI Crude (\$/bbl) | 70.3 | (0.0) | (1.4) | |
| Gold (\$) | 3,330 | 0.1 | 26.1 | |
| India 10Y | 6.37% | (0.1) | (5.8) | |
| India 2Y | 5.71% | 0.1 | (14.7) | |
| India 1Y | 5.51% | 0.1 | (17.5) | |
| Bank Rate | 5.75% | NA | NA | |

Global Markets

| | CMP | 1D (%) | YTD (%) | P/E x |
|-------------|--------|--------|---------|-------|
| S&P 500 | 6,363 | (0.1) | 8.2 | 27.5 |
| DJIA | 44,461 | (0.4) | 4.5 | 21.5 |
| Nasdaq | 23,345 | 0.2 | 11.1 | 38.3 |
| FTSE | 9,137 | 0.0 | 11.8 | 14.4 |
| CAC | 7,862 | 0.1 | 6.5 | 15.0 |
| DAX | 24,262 | 0.2 | 21.9 | 14.0 |
| Nikkei 225 | 40,655 | (0.1) | 1.9 | 21.7 |
| Hang Seng | 25,177 | (1.4) | 25.5 | 12.2 |
| Shanghai Co | 3,616 | 0.2 | 7.9 | 15.0 |
| KOSPI | 3,254 | 0.7 | 35.6 | 15.0 |
| S&P/ASX 200 | 8,756 | 0.6 | 7.3 | 18.0 |

Stocks in the News

1. Tata Motors Limited (CMP: 668.4, MCap: 246,085, Sector: Automobiles & Auto Components, Valuation: 11.07x FY26 P/E)

Tata Motors announced an all-cash voluntary full tender offer by its subsidiary, TML CV Holdings Pte. Ltd., for all common shares of Iveco Group N.V., in a deal valued at approximately \$4.36 billion (reported as €3.8 billion in some sources). This acquisition, Tata's largest overseas buy, aims to bolster its global commercial-vehicle credentials, providing deeper access to European markets, advanced technology, and distribution networks, though it exposes the company to European economic headwinds and regulatory risks.

News Source: [Tata Motors](#)

2. Bharat Electronics Limited (CMP: 386.4, MCap: 282,449, Sector: Aerospace & Defense, Valuation: 37.06x FY26 EV/EBITDA)

Bharat Electronics received new orders/contracts, strengthening its order book in the defense and electronics sector, which is expected to significantly contribute to future revenue streams in an environment of increasing defense expenditure.

News Source: [Bharat Electronics](#)

3. NTPC Green Energy Limited (CMP: 106, MCap: 89,319, Sector: Power Generation & Distribution, Valuation: 54.14x TTM EV/EBITDA)

NTPC Green Energy declared commercial operation of a third-part capacity of 6 MW out of the 150 MW Dayapar Wind Energy Project (Phase-I) at Dayapar, Bhuj, Gujarat, marking progress in its renewable-energy expansion under a 450 MW hybrid project by its subsidiary NTPC Renewable Energy Limited.

News Source: [NTPC Green Energy](#)

4. Aurobindo Pharma Limited (CMP: 1,157, MCap: 67,198, Sector: Pharmaceuticals, Valuation: 8.19x FY26 EV/EBITDA)

Aurobindo Pharma completed an acquisition related to Lannett, enhancing its portfolio and operational capabilities, aimed at strengthening its market position in the pharmaceutical sector amidst potential tariff-related headwinds.

News Source: [Aurobindo Pharma](#)

Derivatives Position (Combined#)

| Stock | % Chg OI | %Chg LTP |
|------------------------|----------|----------|
| Long | | |
| IREDA | 10.4 | 0.4 |
| KPITTECH | 10.1 | 0.3 |
| NYKAA | 9.8 | 3.9 |
| AUBANK | 7.7 | 1.5 |
| PIIND | 7.3 | 0.8 |
| Short | | |
| IDEA | 24.0 | (2.6) |
| PNB | 10.6 | (0.9) |
| CONCOR | 8.0 | (1.2) |
| HEROMOTOCO | 7.5 | (1.8) |
| LICHSGFIN | 7.4 | (1.4) |
| Long Unwinding | | |
| HINDCOPPER | (39.7) | (0.4) |
| PEL | (29.6) | (0.8) |
| ACC | (21.2) | (1.1) |
| NCC | (13.3) | (0.1) |
| DELHIVERY | (7.1) | (3.1) |
| Short Unwinding | | |
| MGL | (42.4) | 2.1 |
| M&MFIN | (41.2) | 2.2 |
| BSOFT | (31.4) | 1.2 |
| TATACOMM | (26.1) | 1.6 |
| AARTIIND | (23.7) | 0.8 |

Sectoral Indices

| | CMP | 1D (%) | YTD (%) | P/E(x) |
|------------------|--------|--------|---------|--------|
| Nifty Auto | 23,746 | (0.6) | 4.0 | 19.6 |
| Nifty IT | 35,482 | 0.3 | (18.1) | 27.7 |
| Nifty Fin Ser | 26,704 | 0.0 | 13.6 | 17.4 |
| Nifty Pharma | 23,074 | 0.0 | (1.5) | 38.0 |
| Nifty Services | 32,819 | 0.1 | 4.5 | 36.1 |
| Nifty Cons Dur | 38,546 | 0.2 | (7.8) | 52.2 |
| Nifty PSE | 9,780 | 0.0 | 2.6 | 10.3 |
| Nifty FMCG | 55,020 | 0.2 | (3.1) | 37.9 |
| Nifty Pvt Bank | 27,119 | (0.1) | 9.4 | 10.1 |
| Nifty PSU Bank | 6,908 | (0.7) | 5.6 | 11.3 |
| Nifty India Cons | 11,700 | 0.2 | 3.0 | 41.3 |
| Nifty Realty | 918 | (1.0) | (12.8) | 39.9 |
| Nifty Infra | 9,151 | 0.5 | 8.1 | 21.2 |
| Nifty Energy | 35,422 | 0.0 | 0.7 | 11.2 |
| Nifty Healthcare | 15,040 | (0.1) | 0.6 | 36.0 |
| Nifty India Mfg | 14,341 | (0.1) | 3.8 | 26.7 |
| Nifty Media | 1,625 | (0.8) | (10.6) | 23.2 |
| Nifty Metal | 9,400 | (0.1) | 8.7 | 16.8 |
| Nifty Oil & Gas | 11,432 | (0.1) | 6.4 | 17.5 |
| Nifty Comm | 8,845 | 0.2 | 8.9 | 73.7 |

5. Affle 3i Limited (CMP: 1,981.15, MCap: 27,862, Sector: Digital Advertising, Valuation: 69.52x TTM P/E)

Affle 3i was granted another patent in the US, reinforcing its intellectual-property portfolio in innovative advertising and marketing technologies, enhancing its competitive edge in delivering cutting-edge global solutions.

News Source: [Affle 3i](#)

6. BASF India Limited (CMP: 5,016.2, MCap: 21,712, Sector: Chemicals, Valuation: 26x FY26 P/E)

BASF India acquired a 26% equity stake in Clean Max Amalfi Private Limited, a special-purpose vehicle for renewable-power procurement at its Dahej and Panoli manufacturing sites, aligning with sustainability goals for cleaner-energy usage.

News Source: [BASF India](#)

7. KEC International Limited (CMP: 873.1, MCap: 23,241, Sector: Infrastructure, Valuation: 12.29x FY26 EV/EBITDA)

KEC International won new orders worth ₹1,509 crores, significantly boosting its order book and reinforcing its position in the infrastructure and power-transmission sectors with enhanced revenue prospects.

News Source: [KEC International](#)

8. Lemon Tree Hotels Limited (CMP: 149.5, MCap: 11,844, Sector: Hospitality, Valuation: 17.48x FY26 EV/EBITDA)

Lemon Tree Hotels signed three licence agreements for new properties in Surat, Rudrapur (Uttarakhand), and Dalhousie, expanding its footprint in key tourist and business destinations as part of its strategy to increase market penetration in India.

News Source: [Lemon Tree Hotels](#)

9. eMudhra Limited (CMP: 785.6, MCap: 6,505, Sector: Digital Services, Valuation: 50.36x FY26 P/E)

eMudhra completed an acquisition, enhancing its digital-signature and authentication-solutions portfolio, strengthening its market position in digital trust services with potential for increased market share.

News Source: [eMudhra](#)

Commodities

| | CMP | 1D (%) | YTD (%) |
|--------------------------|---------|--------|---------|
| Gold (INR/10gm) | 98,067 | (0.2) | 27.7 |
| Silver (INR/Kg) | 112,864 | (0.8) | 29.3 |
| Brent Crude Oil (\$/bbl) | 72.5 | (0.1) | (4.6) |
| WTI Crude Oil (\$/bbl) | 70.3 | 0.4 | (2.2) |
| Natural Gas (INR/MMBTU) | 268.9 | (1.6) | (11.9) |
| Copper (INR/Kg) | 897.6 | (0.2) | 13.2 |

Currency

| | CMP | 1D (%) | YTD (%) |
|---------|-------|--------|---------|
| USD/INR | 87.7 | 0.7 | 2.4 |
| EUR/INR | 100.1 | 0.1 | 12.6 |
| GBP/INR | 116.1 | 0.1 | 8.0 |
| JPY/INR | 0.6 | 0.1 | 7.5 |
| EUR/USD | 1.2 | (0.0) | 10.3 |

Securities Lending & Borrowing Scheme (SLBS)

| Stock | Underlying LTP | Futures LTP | Spread (%) |
|------------|----------------|-------------|------------|
| KAYNES | 5640.0 | 5591.5 | 0.9 |
| HUDCO | 218.3 | 217.0 | 0.6 |
| BHARATFORG | 1192.9 | 1186.1 | 0.6 |
| INDIGO | 5717.5 | 5685.0 | 0.6 |
| SBILIFE | 1850.0 | 1840.0 | 0.5 |

For more news related item, refer to **News Section**

Nifty & Bank Nifty – Pivot Levels – 31/07/2025

| | Closing | Support | | | Resistance | | |
|-------------------|---------|---------|-------|-------|------------|-------|-------|
| | | 1 | 2 | 3 | 1 | 2 | 3 |
| Nifty | 24855 | 24783 | 24712 | 24652 | 24914 | 24974 | 25045 |
| Bank Nifty | 56151 | 56036 | 55922 | 55779 | 56293 | 56436 | 56550 |

Technical Stock Call

| Technical Stock Calls | | | | | 31/07/2025 |
|------------------------------------|------------|------|--------|-----------------|------------|
| Script Name | Action | Reco | Target | Support | SL |
| Sumitomo Chemical India Ltd | BUY | 652 | 1000 | 592 – 571 – 550 | 512 |



View-Short Term Bullish

CMP 652-Target 1000

The stock started its up move from 336 (March 2024). Steady continuous Uptrend prevailed, and the stock made a high of 628 (Sept 2024). A valid correction followed, and the stock made a low of 447 (March 2025). The stock consolidated between 500-630 from Sept 2024 to June 2025.

Higher bottom formation followed, and the stock started trading above averages after a long time. As seen in the above charts recently the stock has given Ascending triangle breakout making a high of 660 above intermediate Swing High.

Demand Index, ADX & MACD Indicators suggest Positive Uptrend.

Target of 1000 is expected & further addition is suggested at lower support levels at (618-592)-571-(550-520) in case of intermediate fall. A stop loss in the trade should be kept at 512.

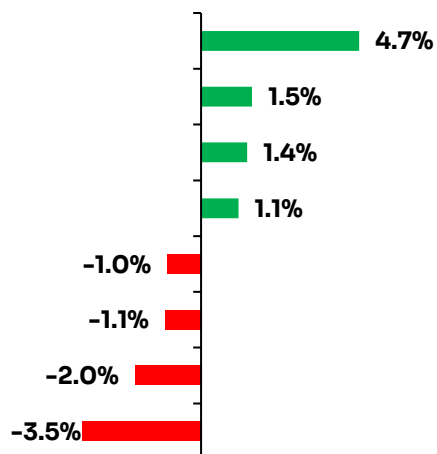
Global Macro Events (31st July 2025)

| Event | Previous | Forecasted |
|---------------------------------------|------------|------------|
| India | | |
| Government Budget Value JUN | INR-131.6B | INR -102B |
| United States | | |
| Fed Press Conference | | |
| Challenger Job Cuts JUL | 47.999K | 71.0K |
| Core PCE Price Index MoM JUN | 0.20% | 0.30% |
| Personal Income MoM JUN | -0.40% | 0% |
| Personal Spending MoM JUN | -0.10% | 0.40% |
| Employment Cost - Benefits QoQ Q2 | 1.20% | 1% |
| Employment Cost - Wages QoQ Q2 | 0.80% | 0.80% |
| Employment Cost Index QoQ Q2 | 0.90% | 0.80% |
| Initial Jobless Claims JUL/26 | 217K | 220.0K |
| PCE Price Index MoM JUN | 0.10% | 0.30% |
| PCE Price Index YoY JUN | 2.30% | 2.50% |
| Continuing Jobless Claims JUL/19 | 1955K | 1958.0K |
| Core PCE Price Index YoY JUN | 2.70% | 2.80% |
| Jobless Claims 4-week Average JUL/26 | 224.5K | 226.0K |
| Chicago PMI JUL | 40.4 | 43 |
| EIA Natural Gas Stocks Change JUL/25 | 23Bcf | |
| 4-Week Bill Auction | 4.25% | |
| 8-Week Bill Auction | 4.27% | |
| 15-Year Mortgage Rate JUL/31 | 5.87% | |
| 30-Year Mortgage Rate JUL/31 | 6.74% | |
| Japan | | |
| Industrial Production MoM Prel JUN | -0.10% | -0.30% |
| Retail Sales YoY JUN | 1.9% ® | 2.50% |
| Foreign Bond Investment JUL/26 | 1,641.3B | |
| Industrial Production YoY Prel JUN | -2.40% | -0.80% |
| Retail Sales MoM JUN | -0.6% ® | 0% |
| Stock Investment by Foreigners JUL/26 | 571.9B | |
| BoJ Interest Rate Decision | 0.50% | 0.50% |
| BoJ Quarterly Outlook Report | | |
| Consumer Confidence JUL | 34.5 | 35 |
| Housing Starts YoY JUN | -34.40% | -23.00% |
| Construction Orders YoY JUN | 14.00% | 21.00% |
| China | | |
| NBS Manufacturing PMI JUL | 49.7 | 49.9 |
| NBS Non Manufacturing PMI JUL | 50.5 | 50.5 |
| NBS General PMI JUL | 50.7 | 51 |

Source: tradingeconomies.com

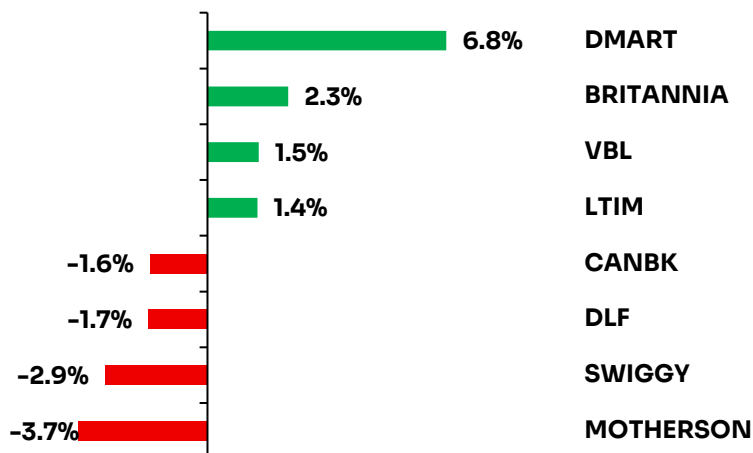
Top Gainers and Losers

Nifty 50



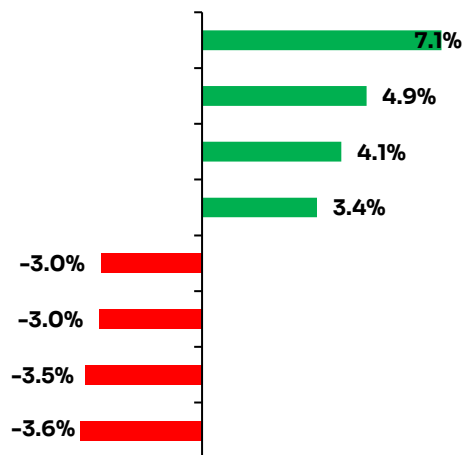
LT
SUNPHARMA
TATACONSUM
NTPC
CIPLA
POWERGRID
HEROMOTOCO
TATAMOTORS

Nifty Next 50



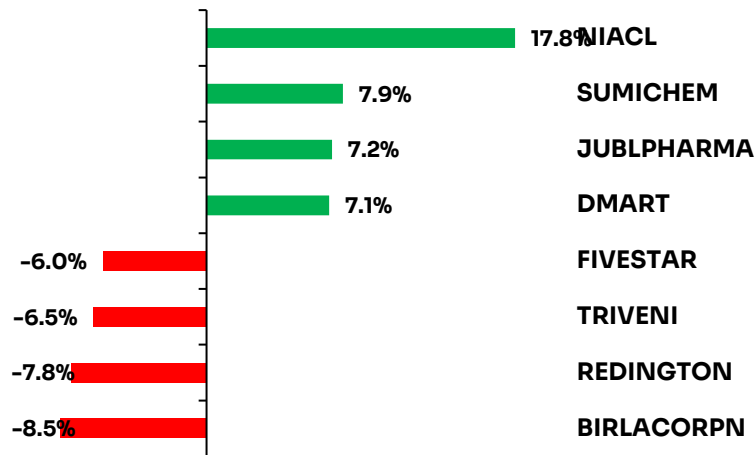
DMART
BRITANNIA
VBL
LTIM
CANBK
DLF
SWIGGY
MOTHERSON

Nifty 200



DMART
LT
KPITTECH
APLAPOLLO
BANDHANBNK
DELHIVERY
TATAMOTORS
MOTHERSON

Nifty 500



NIACL
SUMICHEM
JUBLPHARMA
DMART
FIVESTAR
TRIVENI
REDINGTON
BIRLACORPN

| Stock* | CMP | 5 DMA | 20 DMA | 50 DMA | 100 DMA | 200 DMA | Trend | RSI |
|----------|-------|-------|--------|--------|---------|---------|------------------|-----|
| EIM | 5481 | 5440 | 5581 | 5494 | 5427 | 5177 | Uptrend | 46 |
| AXSB | 1073 | 1085 | 1138 | 1178 | 1149 | 1118 | Neutral | 26 |
| BJFIN | 1960 | 2006 | 2017 | 2015 | 1983 | 1851 | Downtrend | 39 |
| SBILIFE | 1839 | 1824 | 1819 | 1809 | 1699 | 1602 | Downtrend | 56 |
| RELIANCE | 1410 | 1405 | 1472 | 1455 | 1379 | 1325 | Strong Uptrend | 39 |
| ITC | 408 | 411 | 416 | 419 | 419 | 431 | Neutral | 34 |
| MM | 3209 | 3237 | 3186 | 3122 | 2966 | 2963 | Downtrend | 55 |
| SBIN | 802 | 808 | 813 | 806 | 789 | 790 | Neutral | 44 |
| HNDL | 689 | 693 | 684 | 667 | 658 | 649 | Neutral | 57 |
| TATA | 161 | 162 | 162 | 159 | 153 | 147 | Neutral | 53 |
| SUNP | 1734 | 1697 | 1688 | 1682 | 1705 | 1748 | Neutral | 65 |
| JIOFIN | 320 | 314 | 321 | 305 | 273 | 282 | Uptrend | 56 |
| TTAN | 3377 | 3438 | 3478 | 3521 | 3383 | 3359 | Neutral | 38 |
| HDFCB | 2026 | 2013 | 1993 | 1966 | 1898 | 1814 | Downtrend | 60 |
| CIPLA | 1559 | 1528 | 1498 | 1494 | 1489 | 1487 | Strong Uptrend | 65 |
| APNT | 2416 | 2365 | 2407 | 2329 | 2336 | 2403 | Strong Uptrend | 58 |
| ONGC | 242 | 242 | 243 | 244 | 241 | 248 | Uptrend | 46 |
| JSTL | 1038 | 1032 | 1038 | 1017 | 1015 | 985 | Downtrend | 56 |
| WPRO | 250 | 257 | 262 | 259 | 257 | 276 | Uptrend | 38 |
| DRRD | 1292 | 1276 | 1271 | 1285 | 1224 | 1244 | Downtrend | 56 |
| HMCL | 4251 | 4303 | 4331 | 4317 | 4050 | 4258 | Uptrend | 45 |
| HUVR | 2437 | 2440 | 2441 | 2379 | 2337 | 2383 | Downtrend | 53 |
| INFO | 1519 | 1534 | 1587 | 1588 | 1566 | 1722 | Neutral | 34 |
| SHFL | 633 | 635 | 660 | 665 | 657 | 624 | Downtrend | 42 |
| KMB | 1960 | 2075 | 2152 | 2134 | 2117 | 1970 | Downtrend | 26 |
| LT | 3665 | 3465 | 3519 | 3590 | 3464 | 3501 | Downtrend | 63 |
| MSIL | 12618 | 12479 | 12523 | 12503 | 12216 | 11980 | Uptrend | 54 |
| ADE | 2232 | 2300 | 2393 | 2398 | 2352 | 2299 | Uptrend | 29 |
| NEST | 2533 | 2569 | 2589 | 2553 | 2451 | 2485 | Downtrend | 44 |
| NTPC | 339 | 337 | 339 | 337 | 342 | 348 | Neutral | 51 |
| IIB | 802 | 827 | 852 | 835 | 801 | 920 | Neutral | 36 |
| APHS | 7450 | 7404 | 7393 | 7166 | 6940 | 6933 | Downtrend | 58 |
| HCLT | 1477 | 1493 | 1595 | 1647 | 1599 | 1711 | Strong Uptrend | 23 |
| PWGR | 885 | 922 | 929 | 926 | 906 | 818 | Downtrend | 38 |
| BAF | 289 | 295 | 296 | 294 | 294 | 300 | Downtrend | 39 |
| COAL | 1482 | 1485 | 1447 | 1441 | 1398 | 1333 | Downtrend | 63 |
| ICICIB | 380 | 384 | 385 | 391 | 391 | 398 | Neutral | 41 |
| BHARTI | 1933 | 1925 | 1955 | 1915 | 1840 | 1731 | Downtrend | 50 |
| ADSEZ | 1394 | 1400 | 1430 | 1422 | 1322 | 1267 | Neutral | 42 |
| TCS | 3054 | 3120 | 3256 | 3374 | 3425 | 3746 | Neutral | 20 |
| ETERNAL | 668 | 691 | 687 | 696 | 680 | 726 | Strong Downtrend | 42 |
| TTMT | 303 | 308 | 276 | 259 | 241 | 248 | Downtrend | 70 |
| HDFCLIFE | 757 | 760 | 767 | 771 | 731 | 693 | Neutral | 45 |
| UTCEM | 12251 | 12277 | 12429 | 11865 | 11626 | 11436 | Neutral | 51 |
| TECHM | 1463 | 1482 | 1573 | 1607 | 1528 | 1609 | Neutral | 27 |
| BJAUT | 8044 | 8196 | 8289 | 8462 | 8178 | 8686 | Downtrend | 38 |
| GRASIM | 2759 | 2725 | 2766 | 2714 | 2664 | 2601 | Downtrend | 52 |
| TRENT | 5044 | 5110 | 5409 | 5614 | 5413 | 5952 | Neutral | 31 |
| BHE | 387 | 394 | 408 | 402 | 351 | 317 | Downtrend | 36 |
| TATACONS | 1073 | 1062 | 1083 | 1100 | 1082 | 1030 | Neutral | 46 |

For RSI, > 75 overbought, < 25 oversold. * Stock name is as per Bloomberg Code

52 W High

| Stock | LTP | | New 52W/H price | Prev.High | Prev. High Date |
|------------|--------|---|-----------------|-----------|-----------------|
| TORNTPHARM | 3731.1 | ▼ | 3787.9 | 3787.9 | 30-Jul-25 |
| HDFCAMC | 5657 | ▼ | 5695 | 5695 | 30-Jul-25 |
| BOSCHLTD | 40105 | ▲ | 40415 | 40415 | 30-Jul-25 |
| POWERINDIA | 20870 | ▬ | 21350 | 21350 | 30-Jul-25 |
| COROMANDEL | 2637 | ▼ | 2662 | 2662 | 30-Jul-25 |

52 W Low

| Stock | LTP | | New 52W/L price | Prev.Low | Prev. Low Date |
|------------|--------|---|-----------------|----------|----------------|
| NIITMTS | 316.35 | ▼ | 316 | 316 | 30-Jul-25 |
| EASEMYTRIP | 9.98 | ▼ | 9.9 | 9.9 | 30-Jul-25 |
| JINDALPOLY | 581 | ▬ | 578 | 578 | 30-Jul-25 |
| VENKEYS | 1507 | ▲ | 1501.9 | 1501.9 | 30-Jul-25 |
| RMDRIP | 660 | ▬ | 625.55 | 625.55 | 30-Jul-25 |

Volume Shockers

| Stock | LTP | % chg in price | Volume | Avg Volume | % chg in Vol |
|-----------------|--------|----------------|---------|------------|--------------|
| BEW Engineering | 157 | -1 | 19,500 | 1,125 | 1633% |
| Tega Industries | 1,902 | 2 | 420,421 | 24,591 | 1610% |
| R M Drip & Spri | 663 | 7 | 165,929 | 9,800 | 1593% |
| Krishival Foods | 385 | -2 | 17,611 | 1,200 | 1368% |
| Hitachi Energy | 20,825 | 5 | 314,118 | 21,966 | 1330% |
| KCK Industries | 43 | -1 | 182,500 | 13,600 | 1242% |
| Akiko Global | 118 | 10 | 435,200 | 33,600 | 1195% |
| Onecllick Logi. | 220 | 0 | 52,800 | 4,320 | 1122% |
| Vilin Bio Med | 26 | 5 | 96,000 | 9,600 | 900% |
| Tridhya Tech | 21 | 14 | 222,000 | 30,000 | 640% |
| Nuvoco Vistas | 425 | 2 | 775,590 | 105,255 | 637% |
| Flair Writing | 353 | 3 | 635,715 | 97,490 | 552% |

Bulk Deals

| Stock | Client Name | Action | Quantity Traded | Weighted Avg Price |
|------------|--|--------|-----------------|--------------------|
| AKIKO | MANISH GROVER | SELL | 70400 | 115.51 |
| AKIKO | SANDEEP SINGH | BUY | 84800 | 117.15 |
| ARIHANTACA | ANOKHILAL KATARIA | BUY | 64000 | 275 |
| ASHOKAMET | IRAGE BROKING SERVICES LLP | BUY | 93422 | 18.62 |
| ASHOKAMET | IRAGE BROKING SERVICES LLP | SELL | 2,22,812 | 18.8 |
| ASHOKAMET | RIMPY MITTAL | BUY | 4,36,978 | 18.79 |
| ASHOKAMET | RIMPY MITTAL | SELL | 3,23,967 | 18.9 |
| AWFIS | VBAP HOLDINGS PRIVATE LIMITED | SELL | 7,60,000 | 595.13 |
| BLISSGVS | MUSIGMA SECURITIES | BUY | 7,77,212 | 180.91 |
| BLISSGVS | MUSIGMA SECURITIES | SELL | 7,77,212 | 181.02 |
| COMSYN | TRADE CORNER | BUY | 5767 | 138.14 |
| COMSYN | TRADE CORNER | SELL | 3,62,521 | 137.49 |
| CREATIVE | NECTA BLOOM VCC - NECTA BLOOM ONE | SELL | 1,03,851 | 644.70 |
| CREATIVE | SETU SECURITIES PRIVATE LIMITED | BUY | 1,03,901 | 644.70 |
| DECCANTRAN | GIRIJADHAVA VYAPAAR PRIVATE LIMITED | SELL | 1,20,000 | 30.65 |
| EBGNG | AAKRAYA RESEARCH LLP | BUY | 12,21,489 | 336.43 |
| EBGNG | AAKRAYA RESEARCH LLP | SELL | 12,21,489 | 336.61 |
| EBGNG | GRAVITON RESEARCH CAPITAL LLP | BUY | 6,54,799 | 337.1 |
| EBGNG | GRAVITON RESEARCH CAPITAL LLP | SELL | 6,54,799 | 337.28 |
| EBGNG | NK SECURITIES RESEARCH PRIVATE LIMITED | BUY | 9,42,509 | 336.34 |
| EBGNG | NK SECURITIES RESEARCH PRIVATE LIMITED | SELL | 9,42,509 | 336.52 |
| GARUDA | HRTI PRIVATE LIMITED | BUY | 7,70,685 | 197.28 |
| GARUDA | HRTI PRIVATE LIMITED | SELL | 8,48,650 | 197.13 |
| GATECH | MANDAKINIBEN PRADYUMANBHAI PATEL | SELL | 2,77,70,296 | 0.52 |
| GATEWAY | GRAVITON RESEARCH CAPITAL LLP | BUY | 40,87,543 | 73.75 |
| GATEWAY | GRAVITON RESEARCH CAPITAL LLP | SELL | 40,87,543 | 73.79 |
| GILLANDERS | JATESH JAIN | BUY | 1,66,165 | 147.85 |
| GILLANDERS | JATESH JAIN | SELL | 1,61,165 | 147 |
| HIRECT | GRAVITON RESEARCH CAPITAL LLP | BUY | 3,51,314 | 1898.88 |
| HIRECT | GRAVITON RESEARCH CAPITAL LLP | SELL | 3,51,314 | 1900.37 |
| HIRECT | QE SECURITIES LLP | BUY | 1,10,242 | 1896.85 |
| HIRECT | QE SECURITIES LLP | SELL | 1,11,254 | 1902.07 |
| IOLCP | GRAVITON RESEARCH CAPITAL LLP | BUY | 16,14,883 | 102.48 |
| IOLCP | GRAVITON RESEARCH CAPITAL LLP | SELL | 16,14,883 | 102.52 |
| JAYNECOIND | AAKRAYA RESEARCH LLP | BUY | 49,77,990 | 52.33 |

| Stock | Client Name | Action | Quantity Traded | Weighted Avg Price |
|------------|--|--------|-----------------|--------------------|
| JAYNECOIND | AAKRAYA RESEARCH LLP | SELL | 49,77,990 | 52.36 |
| JAYNECOIND | GRAVITON RESEARCH CAPITAL LLP | BUY | 1,67,50,338 | 52.21 |
| JAYNECOIND | GRAVITON RESEARCH CAPITAL LLP | SELL | 1,67,38,664 | 52.25 |
| JAYNECOIND | HRTI PRIVATE LIMITED | BUY | 1,10,85,593 | 52.09 |
| JAYNECOIND | HRTI PRIVATE LIMITED | SELL | 1,06,72,219 | 52.24 |
| JAYNECOIND | MATHISYS ADVISORS LLP | BUY | 63,07,415 | 52.13 |
| JAYNECOIND | MATHISYS ADVISORS LLP | SELL | 64,13,459 | 52.23 |
| JAYNECOIND | QE SECURITIES LLP | BUY | 83,52,258 | 52.2 |
| JAYNECOIND | QE SECURITIES LLP | SELL | 82,25,045 | 52.22 |
| MAMATA | GRAVITON RESEARCH CAPITAL LLP | BUY | 1,25,934 | 529.14 |
| MAMATA | GRAVITON RESEARCH CAPITAL LLP | SELL | 1,25,934 | 529.48 |
| MAMATA | HRTI PRIVATE LIMITED | BUY | 2,04,312 | 528.48 |
| MAMATA | HRTI PRIVATE LIMITED | SELL | 2,32,337 | 529.26 |
| MAMATA | MATHISYS ADVISORS LLP | BUY | 1,29,383 | 528.58 |
| MAMATA | MATHISYS ADVISORS LLP | SELL | 1,28,010 | 529.17 |
| MAMATA | QE SECURITIES LLP | BUY | 1,35,957 | 529.04 |
| MAMATA | QE SECURITIES LLP | SELL | 1,38,722 | 530.78 |
| MMEL | VINEY EQUITY MARKET LLP | BUY | 2,50,000 | 79.49 |
| NIKITA | FAST TRACK FINSEC PRIVATE LIMITED | SELL | 4,00,800 | 80 |
| NIKITA | YASH HITESH PATEL | BUY | 4,00,800 | 80 |
| OMAXAUTO | AAKRAYA RESEARCH LLP | BUY | 1,84,432 | 145.64 |
| OMAXAUTO | AAKRAYA RESEARCH LLP | SELL | 1,86,229 | 145.96 |
| OMAXAUTO | IRAGE BROKING SERVICES LLP | BUY | 1,11,675 | 146.69 |
| OMAXAUTO | IRAGE BROKING SERVICES LLP | SELL | 1,02,920 | 146.85 |
| OMAXAUTO | NK SECURITIES RESEARCH PRIVATE LIMITED | BUY | 1,31,540 | 147 |
| OMAXAUTO | NK SECURITIES RESEARCH PRIVATE LIMITED | SELL | 1,32,052 | 147.09 |
| OMAXAUTO | QE SECURITIES LLP | BUY | 2,83,111 | 145.03 |
| OMAXAUTO | QE SECURITIES LLP | SELL | 2,80,851 | 144.4 |
| PEARLPOLY | AVIRAT ENTERPRISE | SELL | 2,84,000 | 36.94 |
| PEARLPOLY | SAROJDEVI S KABRA | BUY | 1,39,892 | 37.78 |
| PEARLPOLY | SAROJDEVI S KABRA | SELL | 1,39,892 | 37.86 |
| PROSTARM | HRTI PRIVATE LIMITED | BUY | 3,40,610 | 242.43 |
| PROSTARM | HRTI PRIVATE LIMITED | SELL | 3,08,731 | 244.29 |
| PUNJABCHEM | GRAVITON RESEARCH CAPITAL LLP | BUY | 95,508 | 1594.58 |
| PUNJABCHEM | GRAVITON RESEARCH CAPITAL LLP | SELL | 95508 | 1594.51 |

| Stock | Client Name | Action | Quantity Traded | Weighted Avg Price |
|------------|-------------------------------------|--------|-----------------|--------------------|
| RADHIKAJWE | HRTI PRIVATE LIMITED | BUY | 5,81,743 | 107.25 |
| RADHIKAJWE | HRTI PRIVATE LIMITED | SELL | 6,33,607 | 108.07 |
| SAMAY | MONPARA VISHAL TALSIBHAI | BUY | 1,00,000 | 34.86 |
| SAMAY | RAJASTHAN GLOBAL SECURITIES PVT LTD | SELL | 80000 | 34.85 |
| SAVY | NEO APEX VENTURE LLP | SELL | 1,20,000 | 135.25 |
| SAVY | PURE BROKING PVT LTD | BUY | 1,26,000 | 134.55 |
| TRU | J V COMMODITY PRIVATE LIMITED | SELL | 7,10,000 | 14.39 |
| TRU | RUSHABH CHANDRAKANT SHETH | BUY | 13,05,922 | 14.27 |
| TSC | KESHAV SONKHIYA | BUY | 84000 | 70.93 |
| TSC | KIFS ENTERPRISE | BUY | 1,30,000 | 68.06 |
| UPLPP1 | MARWADI SHARES AND FINANCE LTD. | BUY | 5,50,000 | 531.66 |
| UPLPP1 | MARWADI SHARES AND FINANCE LTD. | SELL | 4,82,964 | 531.66 |
| UPLPP1 | MORGAN STANLEY ASIA SINGAPORE PTE | BUY | 10,27,090 | 532.36 |
| UPLPP1 | NECTA BLOOM VCC - REGAL FUND | SELL | 5,50,000 | 531.66 |
| VALIANT-RE | JALIYAN COMMODITY | SELL | 69199 | 13.72 |
| VALIANT-RE | JITENDRA RASIKLAL SANGHAVI | BUY | 84222 | 10.95 |
| VALIANT-RE | MONEY LOGIX SECURITIES PVT LTD | SELL | 1,35,822 | 11.1 |
| VCL | JAYDEEP CHANDUBHAI KOTWANI | BUY | 17,50,000 | 1.21 |
| VCL | SMITAL SURESH THAKKAR | BUY | 16,55,719 | 1.21 |
| VCL | VAXFAB ENTERPRISES LIMITED | SELL | 60,00,000 | 1.21 |
| VILINBIO | KASHINATH SAHU | SELL | 76000 | 26.25 |
| VIMTALABS | AAKRAYA RESEARCH LLP | BUY | 4,99,722 | 677.63 |
| VIMTALABS | AAKRAYA RESEARCH LLP | SELL | 4,99,722 | 678.02 |
| VIMTALABS | HRTI PRIVATE LIMITED | BUY | 6,48,678 | 677.08 |
| VIMTALABS | HRTI PRIVATE LIMITED | SELL | 6,42,699 | 680.4 |
| VIMTALABS | JUNOMONETA FINSOL PRIVATE LIMITED | BUY | 2,77,192 | 676.76 |
| VIMTALABS | JUNOMONETA FINSOL PRIVATE LIMITED | SELL | 2,77,192 | 677.08 |
| VIMTALABS | QE SECURITIES LLP | BUY | 2,89,738 | 677.65 |
| VIMTALABS | QE SECURITIES LLP | SELL | 2,89,328 | 679.24 |
| VISHNU | GRAVITON RESEARCH CAPITAL LLP | BUY | 6,36,322 | 572.03 |
| VISHNU | GRAVITON RESEARCH CAPITAL LLP | SELL | 6,36,322 | 572.42 |
| ZUARI | AAKRAYA RESEARCH LLP | BUY | 4,40,052 | 279.92 |
| ZUARI | AAKRAYA RESEARCH LLP | SELL | 4,40,052 | 280.08 |
| ZUARI | ASHISHSINGHSHEKHAWAT | BUY | 2,23,098 | 279.29 |
| ZUARI | ASHISHSINGHSHEKHAWAT | SELL | 2,23,098 | 279.35 |

| Stock | Client Name | Action | Quantity Traded | Weighted Avg Price |
|-------|--|--------|-----------------|--------------------|
| ZUARI | GRAVITON RESEARCH CAPITAL LLP | BUY | 10,29,428 | 276.02 |
| ZUARI | GRAVITON RESEARCH CAPITAL LLP | SELL | 10,29,428 | 276.35 |
| ZUARI | HRTI PRIVATE LIMITED | BUY | 2,52,148 | 277.14 |
| ZUARI | HRTI PRIVATE LIMITED | SELL | 2,67,056 | 277.54 |
| ZUARI | MUSIGMA SECURITIES | BUY | 3,80,848 | 285.41 |
| ZUARI | MUSIGMA SECURITIES | SELL | 3,80,848 | 285.53 |
| ZUARI | NK SECURITIES RESEARCH PRIVATE LIMITED | BUY | 3,14,585 | 278.64 |
| ZUARI | NK SECURITIES RESEARCH PRIVATE LIMITED | SELL | 3,14,585 | 278.8 |
| ZUARI | QE SECURITIES LLP | BUY | 6,37,515 | 277.23 |
| ZUARI | QE SECURITIES LLP | SELL | 6,43,953 | 277.35 |
| ZUARI | SHREE NAMAN SECURITIES & FINANCE PRIVATE LIMITED | BUY | 2,35,334 | 283.76 |
| ZUARI | SHREE NAMAN SECURITIES & FINANCE PRIVATE LIMITED | SELL | 2,25,234 | 284.07 |

Block Deals

| Stock | Client Name | Action | Quantity Traded | Weighted Avg Price |
|----------------|-------------|--------|-----------------|--------------------|
| No Block Deals | | | | |

Insider Trading

| Stock | Name of the Acquirer/ Disposer | Action | % shareholding Prior | % shareholding Post |
|------------|---|--------|----------------------|---------------------|
| YASHOPTICS | DHARMENDRA MANHARLAL DOSHI | Buy | 21.76 | 21.77 |
| ECLERX | Eclerx Employee Welfare Trust | Buy | 1.36 | 1.37 |
| HOMESFY | Ashish Kukreja | Buy | 47.01 | 47.02 |
| TAKE | Asia Global Trading (Chennai) Private Limited | Sell | 19 | 9.2 |
| NAUKRI | Info Edge Employees Stock Option Plan Trust | Sell | 0.09 | 0.09 |
| GEOJITFSL | BNP Paribas SA | Sell | 22.44 | 22.35 |
| DBCORP | D B Power Limited | Buy | 0.58 | 0.64 |
| DBCORP | D B Power Limited | Buy | 0.64 | 0.64 |
| DBCORP | D B Power Limited | Buy | 0.64 | 0.64 |
| DBCORP | D B Power Limited | Buy | 0.64 | 0.64 |
| AFFLE | Affle (India) Limited Employees Welfare Trust | Sell | 0.09 | 0.09 |
| ZENSARTECH | Vijayasimha Alilughatta | Sell | 0.01 | 0 |
| ZENSARTECH | Vijayasimha Alilughatta | Sell | 0 | 0 |

Event Calendar – Corporate Action (Financial Results/ Dividend/other business matters)

| Company | Purpose | Company | Purpose |
|------------|--|------------|---|
| 3IINFOLD | Financial Results | IKS | Financial Results |
| AARTIIND | Financial Results | IRMENERGY | Financial Results |
| ACCELYA | Financial Results/Dividend | IVP | Financial Results |
| ADANIEN | Financial Results | JSWENERGY | Financial Results |
| AMBUJACEM | Financial Results | JSWHL | Financial Results |
| ANIKINDS | Financial Results/Other business matters | JUBLINGREA | Financial Results |
| APTUS | Financial Results | KAMATHOTEL | Financial Results |
| AVONMORE | Financial Results/Other business matters | KRN | Financial Results |
| BANARBEADS | Financial Results | KRYSTAL | Financial Results |
| BARBEQUE | Financial Results | KSL | Financial Results |
| BLUSPRING | Financial Results | KSOILS | Financial Results |
| CHALET | Financial Results | LALPATHLAB | Financial Results/Dividend/Other business matters |
| CHAMBLFERT | Financial Results | LGBBROSLTD | Financial Results |
| CHEMFAB | Financial Results | M&M | Financial Results/Other business matters |
| CHOLAFIN | Fund Raising | MANKIND | Financial Results/Dividend |
| CHOLAFIN | Financial Results | MARUTI | Financial Results |
| COALINDIA | Financial Results/Dividend | MGEL | Financial Results/Other business matters |
| CORDSCABLE | Financial Results | MOBIKWIK | Financial Results |
| CUB | Financial Results | MUFTI | Financial Results |
| DABUR | Financial Results | NAHARCAP | Financial Results/Other business matters |
| DAVANGERE | Fund Raising | NAHARPOLY | Financial Results/Other business matters |
| DCBBANK | Financial Results | NAHARSPING | Financial Results/Other business matters |
| EICHERMOT | Financial Results | NELCAST | Financial Results |
| EMAMILTD | Financial Results/Other business matters | NETWEB | Financial Results/Dividend/Other business matters |
| GESHIP | Financial Results/Dividend | NEULANDLAB | Financial Results |
| GHCL | Financial Results | NIVABUPA | Financial Results |
| GILLETTE | Financial Results | NUCLEUS | Financial Results/Other business matters |
| GKWLIMITED | Financial Results | ORIENTALTL | Financial Results/Other business matters |
| HINDUNILVR | Financial Results | PANAMAPET | Financial Results |
| ICRA | Financial Results | PDSL | Financial Results/Other business matters |

| Company | Purpose |
|------------|---|
| POLICYBZR | Financial Results/Other business matters |
| PRICOLLTD | Financial Results |
| RADICO | Financial Results |
| RBA | Financial Results |
| RELCHEMQ | Other business matters |
| ROHLTD | Board meeting Rescheduled |
| ROHLTD | Financial Results |
| RRKABEL | Financial Results |
| SANOFI | Financial Results |
| SAREGAMA | Financial Results |
| SILVERTUC | Financial Results/Dividend/Other business matters |
| SKIPPER | Financial Results |
| STEELCAS | Financial Results/Dividend |
| SUNDRMFAST | Financial Results |
| SUNPHARMA | Financial Results |
| SWIGGY | Financial Results |
| TARACHAND | Financial Results |
| TCPLPACK | Financial Results/Other business matters |
| TEAMLEASE | Financial Results |
| TFL | Financial Results/Fund Raising/Other business matters |
| THERMAX | Financial Results |
| TIMKEN | Other business matters |
| TVSHLTD | Fund Raising |
| TVSHLTD | Financial Results |
| TVSMOTOR | Fund Raising |
| TVSMOTOR | Financial Results |
| UFO | Financial Results |
| VEDL | Financial Results |
| WONDERLA | Financial Results |
| ZUARI | Financial Results |

News Section

Stock News

Mahindra & Mahindra Limited (CMP: 3,205.95, MCap: 398,669, Sector: Automobiles & Auto Components, Valuation: 22.67x FY26 P/E)

Mahindra & Mahindra continues to demonstrate market strength with its investor presentation reflecting ongoing strategic initiatives, though specific news updates on acquisitions or tariffs were not highlighted in the current batch.

News Source: [Mahindra & Mahindra](#)

InterGlobe Aviation Limited (CMP: 5,739.9, MCap: 221,859, Sector: Airlines, Valuation: 11.04x FY26 EV/EBITDA)

IndiGo is recalibrating the deployment of its “Stretch” extra-legroom seats due to muted demand, with minimal impact on overall load factors or finances, supported by a strong balance sheet that allows for such experimental product offerings.

News Source: [IndiGo](#)

Tata Steel Limited (CMP: 161.35, MCap: 201,420, Sector: Steel, Valuation: 7.71x FY26 EV/EBITDA)

Tata Steel reported a consolidated EBITDA of ₹7,480 crores for the quarter ended June 30 2025, reflecting robust operational performance despite market challenges, with a doubled Q1 net profit of ₹2,007 crore on better price realization.

News Source: [Tata Steel](#)

Hyundai Motor India Limited (CMP: 2,084.95, MCap: 169,410, Sector: Automobiles & Auto Components, Valuation: 31.49x TTM P/E)

Hyundai Motor India continues to be a key player in the market with its investor presentation highlighting strategic updates, though no specific news on tariffs or acquisitions was mentioned in the current batch.

News Source: [Hyundai Motor](#)

Punjab National Bank (CMP: 108.1, MCap: 124,238, Sector: Banking, Valuation: 0.9x FY26 P/BV)

Punjab National Bank’s investor presentation reflects ongoing financial strategies and market positioning, with no specific mention of tariff impacts or new initiatives in the current news cycle.

News Source: [Punjab National Bank](#)

Hitachi Energy India Limited (CMP: 20,824.75, MCap: 92,820, Sector: Electrical Equipment, Valuation: 83.26x FY26 EV/EBITDA)

Hitachi Energy India's investor presentation underscores its market position in the electrical-equipment sector, with no specific tariff or operational news highlighted in this batch.

News Source: [Hitachi Energy](#)

Kaynes Technology India Limited (CMP: 5,637.7, MCap: 37,748, Sector: Electronics Manufacturing Services, Valuation: 118.9x TTM P/E)

Kaynes Technology India's investor presentation reflects its focus on electronics-manufacturing growth, with no direct tariff or acquisition news mentioned in this batch.

News Source: [Kaynes Technology](#)

KPIT Technologies Limited (CMP: 1,269.65, MCap: 34,806, Sector: IT Services, Valuation: 39.07x FY26 P/E)

KPIT Technologies shares climbed 4% despite a Q1 profit decline, driven by a new strategic partnership with JSW Motors focused on future mobility, reflecting long-term investor optimism.

News Source: [KPIT Technologies](#)

Aster DM Healthcare Limited (CMP: 592, MCap: 30,672, Sector: Healthcare, Valuation: 31.23x FY26 EV/EBITDA)

Aster DM Healthcare reported a 22% rise in Q1 PAT and announced a ₹580 crore hospital project in Bengaluru, signaling continued growth and expansion in the healthcare sector in key Indian metro areas.

News Source: [Aster DM Healthcare](#)

Brigade Enterprises Limited (CMP: 983.8, MCap: 24,046, Sector: Real Estate, Valuation: 14.48x FY26 EV/EBITDA)

Brigade Enterprises disclosed the Initial Public Offering (IPO) by its subsidiary, Brigade Hotel Ventures Limited (BHVL), marking a significant step towards raising capital for hospitality-segment expansion and unlocking value in the hotel industry.

News Source: [Brigade Enterprises](#)

Sagility India Limited (CMP: 42.41, MCap: 19,853, Sector: Healthcare IT, Valuation: 29.84x TTM P/E)

Sagility India's investor presentation highlights its focus on healthcare IT solutions, with no specific tariff or operational updates mentioned in the current news batch.

News Source: [Sagility India](#)

Computer Age Management Services Limited (CMP: 3,887.7, MCap: 19,234, Sector: Financial Services, Valuation: 39.99x FY26 P/E)

Computer Age Management Services' investor presentation provides insights into its financial-services operations, without specific news on tariffs or acquisitions in this batch.

News Source: [Computer Age Management](#)

Vedant Fashions Limited (CMP: 789.4, MCap: 19,178, Sector: Apparel, Valuation: 45.44x FY26 P/E)

Vedant Fashions' investor presentation reflects its position in the apparel market, with no direct news on tariff impacts or strategic moves in the current cycle.

News Source: [Vedant Fashions](#)

IIFL Finance Limited (CMP: 502.9, MCap: 21,369, Sector: Financial Services, Valuation: 1.56x FY26 P/BV)

IIFL Finance's investor presentation highlights its financial-services strategies, with no specific mention of tariff-related concerns in this news batch.

News Source: [IIFL Finance](#)

Welspun Living Limited (CMP: 132.8, MCap: 12,737, Sector: Textiles, Valuation: 23.54x TTM P/E)

Welspun Living's investor presentation showcases its position in the textile industry, with potential tariff impacts not specifically addressed in the current news.

News Source: [Welspun Living](#)

Craftsman Automation Limited (CMP: 6,938.95, MCap: 16,553, Sector: Auto Components, Valuation: 42.03x FY26 P/E)

Craftsman Automation's investor presentation reflects its focus on auto-component manufacturing, with no direct tariff or strategic news mentioned in this batch.

News Source: [Craftsman Automation](#)

Zydus Wellness Limited (CMP: 2,057.95, MCap: 13,095, Sector: FMCG, Valuation: 30.55x FY26 P/E)

Zydus Wellness' investor presentation highlights its FMCG market strategies, with no specific tariff or operational updates in the current news cycle.

News Source: [Zydus Wellness](#)

Sonata Software Limited (CMP: 413.8, MCap: 11,603, Sector: IT Services, Valuation: 21.7x FY26 P/E)

Sonata Software's investor presentation underscores its IT-services growth, with no tariff or acquisition-related news in this batch.

News Source: [Sonata Software](#)

Relaxo Footwears Limited (CMP: 482.95, MCap: 12,022, Sector: Footwear, Valuation: 61.13x FY26 P/E)

Relaxo Footwears' investor presentation reflects its market position in the footwear sector, with no specific tariff impacts highlighted in the current news.

News Source: [Relaxo Footwears](#)

Prudent Corporate Advisory Services Limited (CMP: 3,063.8, MCap: 12,686, Sector: Financial Services, Valuation: 14.39x FY26 P/BV)

Prudent Corporate Advisory Services' investor presentation provides insights into its financial-advisory business, with no specific news on tariffs or strategic moves in this batch.

News Source: [Prudent Corporate](#)

Anupam Rasayan India Limited (CMP: 1,149, MCap: 13,080, Sector: Chemicals, Valuation: 77.19x FY26 P/E)

Anupam Rasayan provided a corporate guarantee to Export-Import Bank of India for a USD 17 million credit facility availed by its wholly-owned subsidiary, Anupam General Trading FZE, supporting international expansion and operational funding.

News Source: [Anupam Rasayan](#)

Triveni Engineering & Industries Limited (CMP: 343.55, MCap: 7,520, Sector: Sugar & Ethanol, Valuation: 12.45x FY26 EV/EBITDA)

Triveni Engineering's investor presentation showcases its operations in sugar and ethanol, with no tariff or strategic updates mentioned in the current news batch.

News Source: [Triveni Engineering](#)

Tips Music Limited (CMP: 601.55, MCap: 7,689, Sector: Media & Entertainment, Valuation: 45.55x TTM P/E)

Tips Music's investor presentation highlights its media and entertainment strategies, with no specific news on tariffs or operational changes in this cycle.

News Source: [Tips Music](#)

Thomas Cook (India) Limited (CMP: 166.7, MCap: 7,841, Sector: Travel & Tourism, Valuation: 14.98x TTM EV/EBITDA)

Thomas Cook India Group reported a PBT growth of 18% to ₹1,284 million for Q1 FY26, excluding a one-time expense, despite geopolitical challenges impacting travel, highlighting strong financial recovery and operational efficiency.

News Source: [Thomas Cook](#)

Greaves Cotton Limited (CMP: 211.4, MCap: 4,922, Sector: Diversified Engineering, Valuation: 34.94x FY26 P/E)

Greaves Cotton reported strong Q1 FY26 results with sustained growth across segments and margin expansion, indicating improved profitability and operational success in its diversified business lines.

News Source: [Greaves Cotton](#)

Kingfa Science & Technology (India) Limited (CMP: 3,505.6, MCap: 4,245, Sector: Plastics & Polymers, Valuation: 27.64x TTM P/E)

Kingfa Science & Technology launched a new product, aiming to expand its market offerings, which is expected to contribute to revenue growth by catering to new customer demands in its operational segments.

News Source: [Kingfa Science](#)

Orchid Pharma Limited (CMP: 704.9, MCap: 3,575, Sector: Pharmaceuticals, Valuation: 17.81x FY26 EV/EBITDA)

Orchid Pharma acquired assets related to Enmetazobactam from Allecra Therapeutics GmbH and Allecra Therapeutics SAS, bolstering its antibiotic portfolio and strengthening its position in the anti-infective segment with innovative solutions.

News Source: [Orchid Pharma](#)

Siyaram Silk Mills Limited (CMP: 645.1, MCap: 2,926, Sector: Textiles, Valuation: 15.38x TTM P/E)

Siyaram Silk Mills' investor presentation showcases its textile-market operations, with potential tariff impacts not specifically addressed in the current news batch.

News Source: [Siyaram Silk Mills](#)

D. P. Abhushan Limited (CMP: 1,661.75, MCap: 3,793, Sector: Jewelry, Valuation: 30.58x TTM P/E)

D. P. Abhushan's investor presentation reflects its position in the jewelry market, with no specific news on tariff impacts in this cycle.

News Source: [D. P. Abhushan](#)

Premier Explosives Limited (CMP: 456.65, MCap: 2,455, Sector: Chemicals, Valuation: 85.56x TTM P/E)

Premier Explosives secured new orders/contracts, boosting its order book, reflecting growing demand for its products in the defense and industrial sectors, potentially enhancing revenue streams in the near term.

News Source: [Premier Explosives](#)

Greenpanel Industries Limited (CMP: 319.65, MCap: 3,919, Sector: Wood Products, Valuation: 37.46x FY26 P/E)

Greenpanel Industries' investor presentation highlights its focus on wood products, with no specific tariff or strategic news in the current batch.

News Source: [Greenpanel Industries](#)

PSP Projects Limited (CMP: 778.45, MCap: 3,085, Sector: Construction, Valuation: 9.7x FY26 EV/EBITDA)

PSP Projects' investor presentation reflects its construction-sector operations, with no direct news on tariffs or new projects in this batch.

News Source: [PSP Projects](#)

ADF Foods Limited (CMP: 259.9, MCap: 2,855, Sector: FMCG, Valuation: 37.67x FY26 P/E)

ADF Foods' investor presentation showcases its FMCG market strategies, with no specific tariff or operational updates in this news cycle.

News Source: [ADF Foods](#)

PTC India Financial Services Limited (CMP: 41.21, MCap: 2,646, Sector: Financial Services, Valuation: 0.96x TTM P/BV)

PTC India Financial Services' investor presentation provides insights into its financial-services operations, with no specific tariff news mentioned.

News Source: [PTC India Financial](#)

Yasho Industries Limited (CMP: 1,981.25, MCap: 2,388, Sector: Chemicals, Valuation: 195.56x TTM P/E)

Yasho Industries' investor presentation reflects its chemical-sector strategies, with no direct news on tariffs or acquisitions in this batch.

News Source: [Yasho Industries](#)

Fino Payments Bank Limited (CMP: 259.55, MCap: 2,159, Sector: Banking, Valuation: 2.58x FY26 P/BV)

Fino Payments Bank's investor presentation highlights its banking operations, with no specific tariff or strategic updates in the current news.

News Source: [Fino Payments Bank](#)

Meghmani Organics Limited (CMP: 100.82, MCap: 2,563, Sector: Agrochemicals, Valuation: 136.09x TTM P/E)

Meghmani Organics' investor presentation showcases its agrochemical operations, with no specific mention of tariff impacts in this batch.

News Source: [Meghmani Organics](#)

Jindal Drilling And Industries Limited (CMP: 637.25, MCap: 1,846, Sector: Oil & Gas, Valuation: 5.86x TTM EV/EBITDA)

Jindal Drilling's investor presentation reflects its oil-and-gas sector strategies, with no direct tariff or operational news in this cycle.

News Source: [Jindal Drilling](#)

Alldigi Tech Limited (CMP: 1,050.2, MCap: 1,600, Sector: IT Services, Valuation: 19.21x TTM P/E)

Alldigi Tech's investor presentation highlights its IT-services growth, with no specific news on tariffs or acquisitions in this batch.

News Source: [Alldigi Tech](#)

Kamat Hotels (I) Limited (CMP: 241.75, MCap: 712, Sector: Hospitality, Valuation: 7.75x TTM EV/EBITDA)

Kamat Hotels signed a lease agreement for the management and operations of Luxury Orchid Hotel & Park Resort at Panchgani, Maharashtra, expanding its hospitality portfolio in premium leisure destinations.

News Source: [Kamat Hotels](#)

Entertainment Network (India) Limited (CMP: 145.75, MCap: 695, Sector: Media & Entertainment, Valuation: 32.39x FY26 P/E)

Entertainment Network India's investor presentation reflects its media-market strategies, with no specific tariff or operational updates in this news cycle.

News Source: [Entertainment Network](#)

Spencer's Retail Limited (CMP: 60.31, MCap: 544, Sector: Retail, Valuation: -3.68x FY26 P/E)

Spencer's Retail's investor presentation showcases its retail-sector operations, with no direct news on tariffs or strategic developments in this batch.

News Source: [Spencer's Retail](#)

S&S Power Switchgears Limited (CMP: 372.05, MCap: 459, Sector: Electrical Equipment, Valuation: 151.87x TTM EV/EBITDA)

S&S Power Switchgears bagged new orders/contracts, enhancing its operational pipeline, which is expected to drive revenue growth in the electrical-equipment sector.

News Source: [S&S Power Switchgears](#)

OCCL Limited (CMP: 145.7, MCap: 728, Sector: Chemicals, Valuation: 21.04x TTM P/E)

OCCL Limited's investor presentation highlights its chemical-industry operations, with no specific tariff or strategic news in the current batch.

News Source: [OCCL Limited](#)

Cineline India Limited (CMP: 95.9, MCap: 329, Sector: Media & Entertainment, Valuation: -5.86x TTM P/E)

Cineline India's investor presentation reflects its media and entertainment strategies, with no specific news on tariffs or operational changes in this cycle.

News Source: [Cineline India](#)

MEP Infrastructure Developers Limited (CMP: 7.22, MCap: Not Available, Sector: Infrastructure)

MEP Infrastructure Developers disclosed proceedings related to the Corporate Insolvency Resolution Process following the 17th Committee of Creditors meeting, indicating ongoing financial-restructuring efforts critical to its future operations.

News Source: [MEP Infrastructure](#)

Semac Construction Limited

Semac Construction approved an amalgamation/merger scheme as part of its strategic restructuring, aiming to streamline operations and enhance shareholder value through consolidation.

News Source: [Semac Construction](#)

Acutaas Chemicals Limited

Acutaas Chemicals' investor presentation reflects its operations in the chemical sector, with no specific news on tariffs or strategic moves in this batch.

News Source: [Acutaas Chemicals](#)

Macro/Non-Stock News**Trump Imposes 25% Tariff, Penalty on India for Russian Oil, Arms Purchases**

US President Donald Trump has announced a sweeping 25% tariff and additional penalties on Indian exports due to India's large-scale imports of Russian crude and arms, escalating tensions over India's trade with Russia, with the crude-import share rising from 0.2% to 40% since the Ukraine conflict.

News Source: [Read Here](#)

India Willing to Cut Tariffs Substantially, Talks Ongoing

Amid US-India trade tensions, Trump claims India may agree to major tariff cuts, while linking negotiations to BRICS and US-dollar concerns, with an outcome expected by the end of the week.

News Source: [Read Here](#)

Trump Imposes 50% Tariff on Copper Imports

The US introduces a steep 50% tariff on copper imports, impacting global commodity flows including Indian exports, adding to broader trade-tension contexts.

News Source: [Read Here](#)

US Fed Meeting 2025: FOMC Keeps Key Interest Rates Unchanged

The US Federal Reserve paused interest-rate hikes, maintaining steady rates at 4.3% despite global trade tensions and pressures from Trump for a rate cut, citing inflation and labor-market resilience.

News Source: [Read Here](#)

ISRO-NASA Launch NISAR to Scan Earth's Surface Twice Every 12 Days

The launch of the joint ISRO-NASA NISAR satellite, a \$1.5 billion project, marks a milestone in Earth observation, aiding in disaster management, agriculture, and environmental monitoring with frequent high-resolution scans.

News Source: [Read Here](#)

Lok Sabha Extends President's Rule in Manipur for Six Months

Parliament acts to extend direct central governance in Manipur for another six months amid continued unrest, highlighting persistent security challenges and absence of a consensus government.

News Source: [Read Here](#)

DBT Recipients of Central Schemes to Face Fresh Audit

The government orders a new audit of all beneficiaries receiving Direct Benefit Transfers to increase accountability and plug leakages, affecting millions of recipients under the scheme.

News Source: [Read Here](#)

Trump Announces US-Pakistan Deal to Develop 'Massive' Oil Reserves

Trump reveals an early-stage energy partnership with Pakistan to tap "massive" oil reserves, with discussions ongoing for a leading oil company, while noting tariff-relief talks with other allies.

News Source: [Read Here](#)

Trump's Approval Rating Falls to 40%, Lowest of Second Term

US President Donald Trump's approval rating drops to 40%, the lowest in his second term, attributed to public discontent over economic issues, immigration, and global trade wars, especially with India.

News Source: [Read Here](#)

NSDL IPO ₹4,011 Crore Issue Fully Subscribed on Day 1

NSDL's blockbuster IPO sees full subscription on Day 1, signaling high investor appetite despite market headwinds, attributed to robust financials and digitization trends.

News Source: [Read Here](#)

TCS Layoffs: IT Ministry Monitoring Situation Closely

TCS is set to cut 12,261 jobs in a strategic move citing skills alignment, with the IT Ministry tracking developments and emphasizing upskilling programs for affected

employees.

News Source: [Read Here](#)

SEBI Upholds Ban on Gensol and Jaggi Brothers in Fund Diversion Case

India's market-regulator confirms a ban on Gensol and the Jaggi brothers after evidence of loan-fund misuse, sparking debate on governance standards among listed companies.

News Source: [Read Here](#)

Knowledge Realty Trust IPO Bets on High GCC Demand

Ahead of its IPO, Knowledge Realty Trust targets acquisitions and GCC demand, aiming to build a diversified high-occupancy portfolio with strong recurring revenues.

News Source: [Read Here](#)

Eternal Says No to NDMA's Mandatory Midday Shutdown Advisory for Heatwaves

Digital-services firm Eternal rejects NDMA's order to shut at midday during heatwaves, citing operational resilience and customer-first policies, sparking debate over safety versus business continuity.

News Source: [Read Here](#)

Sri Lotus Developers & Realty IPO: Should You Invest?

Mumbai-based luxury realty firm Sri Lotus Developers launched a ₹792 crore IPO, targeting India's rising demand for premium homes, with the offer open until August 1, evaluating strengths and risks.

News Source: [Read Here](#)

NSE Crosses 23 Crore Investor Trading Accounts

India's National Stock Exchange now has over 23 crore investor trading accounts, marking a major milestone with growth attributed to increased market outreach and fintech innovations.

News Source: [Read Here](#)

Trump Slaps 50% Tariff on Brazil, Cites Bolsonaro Trial as Economic Threat

Trump imposes a steep 50% tariff on Brazilian imports, linking it to political instability amid former President Bolsonaro's trial, testing global supply chains and US-Latin America relations.

News Source: [Read Here](#)

Schneider Electric to Acquire Temasek's 35% Stake in India Unit for €5.5 Billion

Schneider Electric will buy Temasek's India-unit stake for €5.5 billion to consolidate operations, streamline decision-making, and tap growing Indian markets aggressively.

News Source: [Read Here](#)

Birla Corporation Q1 Net Jumps 3.5-Fold to ₹119.57 Crore

Birla Corporation's quarterly profit soared 3.5 times to ₹119.57 crore due to better sales and reduced operating costs, maintaining an optimistic outlook amid strong cement-sector demand.

News Source: [Read Here](#)

For our latest reports and updates, kindly refer to [Ventura Securities Ltd](#)

Disclosures and Disclaimer

Ventura Securities Limited (VSL) is a SEBI registered intermediary offering broking, depository and portfolio management services to clients. VSL is member of BSE, NSE and MCX-SX. VSL is a depository participant of NSDL. VSL states that no disciplinary action whatsoever has been taken by SEBI against it in last five years except administrative warning issued in connection with technical and venial lapses observed while inspection of books of accounts and records. Ventura Commodities Limited, Ventura Guaranty Limited, Ventura Insurance Brokers Limited and Ventura Allied Services Private Limited are associates of VSL. Research Analyst (RA) involved in the preparation of this research report and VSL disclose that neither RA nor VSL nor its associates (i) have any financial interest in the company which is the subject matter of this research report (ii) holds ownership of one percent or more in the securities of subject company (iii) have any material conflict of interest at the time of publication of this research report (iv) have received any compensation from the subject company in the past twelve months (v) have managed or co-managed public offering of securities for the subject company in past twelve months (vi) have received any compensation for investment banking merchant banking or brokerage services from the subject company in the past twelve months (vii) have received any compensation for product or services from the subject company in the past twelve months (viii) have received any compensation or other benefits from the subject company or third party in connection with the research report. RA involved in the preparation of this research report discloses that he / she has not served as an officer, director or employee of the subject company. RA involved in the preparation of this research report and VSL discloses that they have not been engaged in the market making activity for the subject company. Our sales people, dealers, traders and other professionals may provide oral or written market commentary or trading strategies to our clients that reflect opinions that are contrary to the opinions expressed herein. We may have earlier issued or may issue in future reports on the companies covered herein with recommendations/ information inconsistent or different those made in this report. In reviewing this document, you should be aware that any or all of the foregoing, among other things, may give rise to or potential conflicts of interest. We may rely on information barriers, such as "Chinese Walls" to control the flow of information contained in one or more areas within us, or other areas, units, groups or affiliates of VSL. This report is for information purposes only and this document/material should not be construed as an offer to sell or the solicitation of an offer to buy, purchase or subscribe to any securities, and neither this document nor anything contained herein shall form the basis of or be relied upon in connection with any contract or commitment whatsoever. This document does not solicit any action based on the material contained herein. It is for the general information of the clients / prospective clients of VSL. VSL will not treat recipients as clients by virtue of their receiving this report. It does not constitute a personal recommendation or take into account the particular investment objectives, financial situations, or needs of clients / prospective clients. Similarly, this document does not have regard to the specific investment objectives, financial situation/circumstances and the particular needs of any specific person who may receive this document. The securities discussed in this report may not be suitable for all investors. The appropriateness of a particular investment or strategy will depend on an investor's individual circumstances and objectives. Persons who may receive this document should consider and independently evaluate whether it is suitable for his/ her/their particular circumstances and, if necessary, seek professional/financial advice. And such person shall be responsible for conducting his/her/their own investigation and analysis of the information contained or referred to in this document and of evaluating the merits and risks involved in the securities forming the subject matter of this document. The projections and forecasts described in this report were based upon a number of estimates and assumptions and are inherently subject to significant uncertainties and contingencies. Projections and forecasts are necessarily speculative in nature, and it can be expected that one or more of the estimates on which the projections and forecasts were based will not materialize or will vary significantly from actual results, and such variances will likely increase over time. All projections and forecasts described in this report have been prepared solely by the authors of this report independently of the Company. These projections and forecasts were not prepared with a view toward compliance with published guidelines or generally accepted accounting principles. No independent accountants have expressed an opinion or any other form of assurance on these projections or forecasts. You should not regard the inclusion of the projections and forecasts described herein as a representation or warranty by VSL, its associates, the authors of this report or any other person that these projections or forecasts or their underlying assumptions will be achieved. For these reasons, you should only consider the projections and forecasts described in this report after carefully evaluating all of the information in this report, including the assumptions underlying such projections and forecasts. The price and value of the investments referred to in this document/material and the income from them may go down as well as up, and investors may realize losses on any investments. Past performance is not a guide for future performance. Future returns are not guaranteed and a loss of original capital may occur. Actual results may differ materially from those set forth in projections. Forward-looking statements are not predictions and may be subject to change without notice. We do not provide tax advice to our clients, and all investors are strongly advised to consult regarding any potential investment. VSL, the RA involved in the preparation of this research report and its associates accept no liabilities for any loss or damage of any kind arising out of the use of this report. This report/document has been prepared by VSL, based upon information available to the public and sources, believed to be reliable. No representation or warranty, express or implied is made that it is accurate or complete. VSL has reviewed the report and, in so far as it includes current or historical information, it is believed to be reliable, although its accuracy and completeness cannot be guaranteed. The opinions expressed in this document/material are subject to change without notice and have no obligation to tell you when opinions or information in this report change. This report or recommendations or information contained herein do/does not constitute or purport to constitute investment advice in publicly accessible media and should not be reproduced, transmitted or published by the recipient. The report is for the use and consumption of the recipient only. This publication may not be distributed to the public used by the public media without the express written consent of VSL. This report or any portion hereof may not be printed, sold or distributed without the written consent of VSL. This document does not constitute an offer or invitation to subscribe for or purchase or deal in any securities and neither this document nor anything contained herein shall form the basis of any contract or commitment whatsoever. This document is strictly confidential and is being furnished to you solely for your information, may not be distributed to the press or other media and may not be reproduced or redistributed to any other person. The opinions and projections expressed herein are entirely those of the author and are given as part of the normal research activity of VSL and are given as of this date and are subject to change without notice. Any opinion estimate or projection herein constitutes a view as of the date of this report and there can be no assurance that future results or events will be consistent with any such opinions, estimate or projection. This document has not been prepared by or in conjunction with or on behalf of or at the instigation of, or by arrangement with the company or any of its directors or any other person. Information in this document must not be relied upon as having been authorized or approved by the company or its directors or any other person. Any opinions and projections contained herein are entirely those of the authors. None of the company or its directors or any other person accepts any liability whatsoever for any loss arising from any use of this document or its contents or otherwise arising in connection therewith. The information contained herein is not intended for publication or distribution or circulation in any manner whatsoever and any unauthorized reading, dissemination, distribution or copying of this communication is prohibited unless otherwise expressly authorized. Please ensure that you have read "Risk Disclosure Document for Capital Market and Derivatives Segments" as prescribed by Securities and Exchange Board of India before investing in Securities Market.

Ventura Securities Limited - SEBI Registration No.: INH000001634

Corporate Office: I-Think Techno Campus, 8th Floor, 'B' Wing, Off Pokhran Road No 2, Eastern Express Highway, Thane (W) – 400608